

USE WHAT THE PROS USE! FALL & WINTER 2018



Find us on:

\$40 SAVINGS



The Most Innovative Drill Press EVER!

DVR with Adaptive Control™ Software

18" NOVA VOYAGER DVR DRILL PRESS 58000

BY: KING INDUSTRIAL

- Powerful direct drive 1.75 HP high torque motor with no pulleys or belts to cause vibration
- Spindle taper MT #2
- Variable speed range: 50 - 3,000 RPM (Optional Setting 50, 5,500 RPM)
- Comes with 5/8" drill chuck & key, firmware USB cable, knock-out wedge, adjustment wrench and hex. keys

\$1999.

EDGE BANDER KC-EB100

- Duratherm™ heating element ensures long life and even heat
- 1500W motor
- Variable temperature range from 490C - 5930C (2000F - 11000F)

\$599.99



Included Steinel® HG 2000 E professional heat gun

14" WOOD CUTTING BANDSAW WITH RIP FENCE AND RESAW GUIDE

KC-1433FXR

- 10 Amp. motor
- 14" x 14" cast iron table
- Dust chute

***\$759.**

After \$40.00 mail-in rebate
Sale price \$799.00 Taxes payable on price before rebate

NEOPRENE WHEEL PROTECTOR FOR 14" WOOD BANDSAWS KW-094

\$19.99

RIP FENCE SYSTEM WITH RESAW GUIDE RF-1433R

BONUS \$99.99

With the purchase of # KC-1433FXR

93" WOOD CUTTING BANDSAW BLADES

Model	Length	Width	TPI	Thickness	Price
KBB-1418-14	93"	1/8"	14	.025"	\$19.99
KBB-1414-6	93"	1/4"	6	.025"	\$19.99
KBB-1436-10	93"	3/16"	10	.025"	\$19.99
KBB-1438-6	93"	3/8"	6	.025"	\$19.99
KBB-1412-6	93"	1/2"	6	.025"	\$19.99
KBB-1412-8	93"	1/2"	8	.025"	\$19.99
KBB-1434-4	93"	3/4"	4	.025"	\$19.99

RISER BLOCK KIT KW-049

Comes complete with a 105" blade

\$99.99

105" RISER BLOCK BLADES

Model	Width	TPI	Thickness	Price
KBB-10514-6	1/4"	6	.025"	\$26.99
KBB-10538-6	3/8"	6	.025"	\$26.99
KBB-10512-4	1/2"	4	.025"	\$26.99

10" SCORING SAW WITH SLIDING TABLE & OUTRIGGER

KC-36FXT/360ST

- Powerful independent motors and switches for main blade (3 HP motor) and scoring blade (1/2 HP motor)
- Table size with extension: 21-1/4" x 36-5/8"
- Comes with cast-iron miter gauge, 4" scoring saw blade, steel extension table with legs, push stick and adjustment wrenches

1 HP DUST COLLECTORS POWERFUL 1 HP, 120V HEAVY-DUTY TEFC

- Washable 1 micron upper felt dust bag for optimal air flow efficiency and reusable clear plastic lower dust bags (3)
- 4" diameter inlet port

700 CFM

1 Micron canister filter, offering optimum air flow efficiency



KC-2405C

\$349.99



KC-2405C/KDCF-2400

\$549.99

10" CABINET TABLE SAWS

- Riving knife system for maximum operator safety
- Table has "T" slots for miter gauge and beveled front edge
- Comes with 10" x 40 tooth carbide tipped saw blade, cast-iron miter gauge, standard and dado inserts, push stick, storage hooks and hex. keys

KC-10KX/U30 30" RIP

***\$1159.99**

After \$40.00 mail-in rebate
Sale price \$1199.00 Taxes payable on price before rebate

KC-10KX/U50 52" RIP

***\$1659.99**

After \$40.00 mail-in rebate
Sale price \$1699.00 Taxes payable on price before rebate

Magnetic safety switch

2.5 HP (9.6 Amp @ 230V)

Crosscut fence with flip up work stop and hold-down is fully adjustable up to 45° to the right and left

NEW

Built-in 4" dust chute with 2" adapter for vacuum collection hose

\$7999.

10 GALLON ULTRA QUIET OIL-FREE AIR COMPRESSOR

KC-10020SQ

- Ultra-quiet, 3 HP (peak) motor, 75 Db
- 125 PSI maximum tank pressure
- ASME safety valve
- 150 PSI max pressure
- 5.6 CFM @ 40 PSI
- 4.4 CFM @ 90 PSI
- Durable oil-free pump with minimal maintenance

NEW

Twin cylinder pump with over 3000 hour pump life

\$379.99

EXCELSIOR OPTIONAL

\$459.99

OVERARM BLADE COVER SYSTEM WITH DUST COLLECTION

XL-1014

Transparent blade cover with built-in dust collection to maximize the collection of saw dust

OPTIONAL

1 1/2" VACUUM HOSE KIT KW-161

\$69.99

OPTIONAL EXCELSIOR Industrial Rip Fence systems

XL-U30 30" RIP

XL-U50 52" RIP

\$319.99 \$379.99

OPTIONAL Melamine Extension Table Kit

EXT-5052 **\$199.**

Comes with 2 support legs Fits: KC-10JCS, & KC-26FXT, KC-10KX

HEAVY-DUTY UNIVERSAL mobile base FOR TABLE SAWS KMB-1390X

900 lbs. Max.

\$229.99

TABLE SAWS & ACCESSORIES

KING INDUSTRIAL

10" JOBSITE SAW WITH FOLDING STAND

KC-5100C

Extendable rails and table allowing up to 25" rip capacity



- Blade tilts 0° to 45°
- Comes with 10" x 40 tooth blade, rip fence, miter gauge, Standard and Dado table inserts, push stick and wrenches

15 Amp. motor
4400 RPM

\$359.99

12" RADIAL ARM SAW

KC-12RAS (220V, 1 PHASE)

- Powerful 2 HP, 220V single phase motor
- Precision indexing with positive stops at 22.5°, 45° and 90° for accurate bevel cuts
- Two 4" Dust chute for dust collector hook-up
- Includes 12" negative rake blade, blade arbor laser guide attachment, adjustment wrenches and hex. keys

\$3499.



8" DADO BLADE SET

KSC-8000

- Carbide-Tipped 24 tooth ATB-R Dado blades
- Cuts grooves from 1/8" to 13/16" wide
- 5/8" Arbor, 7,000 RPM max.
- Comes with 14 pc. Dado Shim Set



\$89.99

TENONING JIG

K-1500
Designed to fit cabinet saws and contractor saws



\$109.99

10" EXTREME CABINET SAWS WITH RIVING KNIFE BLADE GUARD SYSTEM

Comes with riving knife, industrial "Tru-Rip" T-square rip fence system for precision cuts, laminated melamine extension table, 2 sturdy adjustable supporting legs for extension table (KC-26FXT/i50/5052 only), cast iron miter gauge with adjustable aluminum fence and flip stop, standard and dado insert

TRU-RIP
Industrial Rip Fence systems

LEFT TILT KC-26FXT/i30/30
30" RIP

\$2399.

After \$40.00 mail-in rebate
Sale price \$2439.00 Taxes payable on price before rebate

LEFT TILT KC-26FXT/i50/5052
52" RIP

\$2499.

After \$40.00 mail-in rebate
Sale price \$2539.00 Taxes payable on price before rebate

Powerful
3 HP (220V)

10" EXTREME CABINET SAW WITH RIVING KNIFE BLADE GUARD SYSTEM INCLUDING ROUTER TABLE AND SLIDING TABLE ATTACHMENTS

KC-26FXT-i30-DELUXE

- Model KC-26FXT shown here with router table attachment model KRT-100 and sliding table attachment model KST-101
- These router table and sliding table attachments fit most table saws having a 27" deep table

LEFT TILT

\$3859.

After \$40.00 mail-in rebate
Sale price \$3899.00 Taxes payable on price before rebate



Powerful
3 HP (220V)

INDUSTRIAL ROUTER TABLE AND FENCE ATTACHMENT KRT-100



\$625.

INDUSTRIAL SLIDING TABLE ATTACHMENT KST-101



\$859.

30" INDUSTRIAL RIP FENCE SYSTEM KRF-i30



\$349.

50" INDUSTRIAL RIP FENCE SYSTEM KRF-i50



\$399.

WOOD BANDSAWS & ACCESSORIES

21" WOOD BANDSAW

KC-2102FXB

- 2 speeds (1890/3800) SFPM
- Rack and pinion height adjustment system
- Miter gauge system



2-4" dust chutes

21"x21" cast iron table
Tilts 10° to the left
& 45° to the right

16Amp. @ 110V
8 Amp. @ 220V
Pre-wired to 220V

\$2199.

17" WOOD BANDSAW

KC-1702FXB

- 2 speeds (1600/3300) SFPM
- Rack and pinion height adjustment system
- Miter gauge system



2-4" dust chutes

17"x17" cast iron table
Tilts 10° to the left
& 45° to the right

14Amp. @ 110V
7Amp. @ 220V
Pre-wired to 110V

\$1699.

17" VARIABLE SPEED WOOD/METAL CUTTING BANDSAW

KC-1700WM-VS

- Variable speeds (wood): 540-3600 SFPM
- Variable speeds (metal): 100-650 SFPM
- Voltage (input power): 220V, 1 phase, 60 Hz



2-4" dust chutes

23 1/2"x17" cast iron table
Tilts 5° to the left
& 45° to the right

2 HP
7Amp. @ 220V

\$3799.

14" WOOD BANDSAW WITH 12" RESAW CAPACITY

KC-1502FXB

- 2 speeds (2300-3250) SFPM
- Motor, blade, miter gauge and precision "TRU-RIP" aluminum rip fence with resaw guide included



2-4" dust chutes

18"x18" cast iron table
Tilts 5° to the left
& 45° to the right

12.8 Amp. @ 110V
6.2 Amp. @ 220V
Pre-wired to 110V

\$1699.

DELUXE 18" WOOD BANDSAW

KC-1802FXB

- 2 speeds (2820, 3936) SFPM
- Motor, blade, miter gauge and precision "TRU-RIP" 6" resaw rip fence included included



2-4" dust chutes

24"x20" cast iron table
Tilts 45° to the right

16 Amp. @ 220V

\$3999.

Model	Length	Width	TPI	Thickness	Price
KBB-2114-6	152 1/8"	1/4"	6	.025"	\$29.99
KBB-2138-6	152 1/8"	3/8"	6	.025"	\$29.99
KBB-2112-4	152 1/8"	1/2"	4	.025"	\$29.99
KBB-2134-3	152 1/8"	3/4"	3	.032"	\$35.99
KBB-2110-2	152 1/8"	1"	2	.032"	\$35.99

Model	Length	Width	TPI	Thickness	Price
KBB-1714-6	131 5/8"	1/4"	6	.025"	\$22.99
KBB-1738-6	131 5/8"	3/8"	6	.025"	\$22.99
KBB-1712-4	131 5/8"	1/2"	4	.025"	\$22.99
KBB-1734-3	131 5/8"	3/4"	3	.025"	\$29.99
KBB-1710-2	131 5/8"	1"	2	.032"	\$29.99

Comes with: a 1/2" x 6 TPI wood cutting blade, 1/2" x 10 TPI metal cutting blade, laser guide, work lamp, miter gauge and a precision "TRU-RIP" aluminum rip fence

Model	Length	Width	TPI	Thickness	Price
KBB-1514-6	112"	1/4"	6	.025"	\$19.99
KBB-1538-6	112"	3/8"	6	.025"	\$19.99
KBB-1512-4	112"	1/2"	4	.025"	\$19.99
KBB-1534-3	112"	3/4"	3	.025"	\$29.99
KBB-1510-2	112"	1"	2	.032"	\$29.99

Model	Length	Width	TPI	Thickness	Price
KBB-1814-6	153-1/2"	1/4"	6	.025"	\$24.99
KBB-1838-6	153-1/2"	3/8"	6	.025"	\$24.99
KBB-1812-4	153-1/2"	1/2"	4	.025"	\$24.99
KBB-1834-3	153-1/2"	3/4"	3	.032"	\$29.99
KBB-1810-2	153-1/2"	1"	2	.032"	\$35.99
KBB-1825-2	153-1/2"	1-1/4"	1.3	.032"	\$59.99

INDUSTRIAL WOODWORKING SHAPERS

5 HP 1-1/4" INDUSTRIAL SHAPER WITH DIGITAL READOUT

KC-366SH

- Spindle travels a full 4"
- Full revolution of handwheel gives an exact 1/16" adjustment
- Comes with 3/4" and 1-1/4" interchangeable spindles, 1/4" and 1/2" router bit adapters, mite gauge, feather boards, draw bar, starter pin and adjustment wrenches

Powerful 5 HP motor



\$4399.

INDUSTRIAL WOODWORKING SHAPER

KC-351S

- Two spindle speeds, 8,000 & 10,000 RPM
- Spindle travels a full 3"
- 28" x 30" Cast-iron table
- Comes complete with 1/2" & 3/4" interchangeable spindles, 1/4" & 1/2" router bit adapters and a miter gauge

3 HP (220V)



\$1899.

3/4" UNIVERSAL SHAPER CUTTERHEAD WITH 13 INTERCHANGEABLE PROFILE CUTTERS
KW-091

\$199.99

POWER FEEDERS

KPF-30V

VARIABLE SPEED

- 3 feed rollers
- 3 1/8" roller diameter
- 1 3/16" roller width
- Variable feed rate of 7-40 feet per minute

1.2 Amp. Motor

\$529.99

KPF-32

- 3 feed rollers
- 3 1/8" roller diameter
- 1 3/16" roller width

2.5 Amp. Motor

\$849.99

KPF-34


KPF-34-5

- 3 feed rollers
- 4 3/4" roller diameter
- 2 1/4" roller width

6.2 Amp. Motor (220V)

2.7 Amp. Motor (550V)

\$1099.99



JOINTERS

6" PARALLELOGRAM JOINTER

KC-70FX

- 6" x 55 1/2" table size
- 36" x 5" fence size
- Built-in 4" dust chute

**2 HP
(110V)**



Built-in 4" dust chute

\$999.

6" PARALLELOGRAM JOINTER WITH SPIRAL CUTTERHEAD

KC-75FX

- Easy set-up (Carbide cutter inserts)
- Parallelogram table adjustment system
- A spiral cutterhead makes 50% less noise
- Built-in 4" dust chute

4 Row spiral cutterhead with 32 replaceable cutter inserts

\$1549.

8" PARALLELOGRAM JOINTER

KC-80FX

- 8" x 76 1/2" table size
- 36" x 5" fence size
- Positive stops at 45° & 90°

**2 HP
(220V)**



Built-in 4" dust chute

\$1649.

\$1999.

12" PARALLELOGRAM JOINTER

KC-120FX

(220V, 1 phase, 60Hz)

KC-120FX-5

(550V, 3 phase, 60Hz)

- 84" x 13" table size
- 36" x 5" fence size
- Built-in 5" dust chute
- Positive stops at 45° & 90°



**3 HP
(220V)/(550V)**

\$3499.

3999.

4 Row spiral cutterhead with 52 replaceable cutter inserts

6" WOODWORKING JOINTER

KC-150C

- 29 1/2" x 4 1/2" fence size
- Adjustable fence at 45° & 90°

6" x 46" Table Size



Dust chutes

\$649.99

(15 Amp @ 110V)
(7.5 Amp @ 220V)

6" BENCHTOP JOINTER WITH HELICAL CUTTERHEAD

KC-6HJC

- Powerful 1 HP motor
- Helical cutterhead with 12 cutter inserts
- 2-1/2" dust chute for dust collector hook-up
- Comes 2 safety push blocks, cutter insert adjustment Torx key and adjustment hex. keys



\$399.99

H.S.S. & CARBIDE JOINTERS KNIVES

Model	Blade Material	Size	Unit/Kits	Price
KKC-6	H.S.S.	6"	3	\$39.99
KKC-8	H.S.S.	8"	3	\$44.99
KKC-120	H.S.S.	12"	3	\$69.99
KKC-6-CB	Carbide	6"	3	\$169.99
KKC-8-CB	Carbide	8"	3	\$219.99



2 HP (220V)

8" INDUSTRIAL JOINTER

KC-203C

- 9" x 73" table size
- 35" x 5" fence size
- Adjustable fence stops at 45° & 90°
- Built-in 4" dust chute

\$1299.



12" INDUSTRIAL JOINTER/PLANER WITH SPIRAL CUTTERHEAD

COMBO

KC-12HJPC

- Powerful 3 HP motor
- A spiral cutterhead makes 50% less noise
- Magnetic safety switch
- Large 43" x 6" aluminum extruded fence pivots 0-45°
- Comes with 2 push blocks, set of 5 replacement cutter inserts, 2 T25 Torx screwdrivers and adjustment hex. keys

4" dust chutes

5 Row spiral cutterhead with 60 replaceable cutter inserts

Shown here in planer mode



\$3499.

EXTENDABLE UNIVERSAL MOBILE BASE

KMB-1250



\$59.99

500 lbs. Max.

INDUSTRIAL MOBILE BASE

KMB-1290



\$99.99

900 lbs. Max.

MAGNETIC & MICRO ADJUSTABLE KNIFE JIG ALIGNMENT KIT

KKC-50



\$79.99

KNIFE JIG ALIGNMENT KIT

KKC-60



For Jointers

\$39.99

PLANER / MOULDER

7" INDUSTRIAL PLANER / MOULDER

KC-240M

- Powerful 2 HP, 220V motor
- Magnetic safety switch
- 4" Dust chute for dust collector hook-up
- Includes adjustable guide fence system for moulding, elliptical jig assembly, adjustment wrenches and hex. keys



\$2199.



13" PLANER / MOULDER

KC-235PM

- Powerful 1.5 HP motor
- Double drive belt system
- Comes complete with stand, planing knives, setting gauge and 4" dust chute for dust collector hook-up
- 6 1/8" max. planing / moulding thickness



10PC. MOULDING KNIFE SET
K-4509K
ALSO AVAILABLE:
20 INDIVIDUAL
MOULDING
KNIFE SETS



\$199.



\$1499.

H.S.S. PLANER KNIVES

13" \$54.99 15" \$79.99 20" \$109.99
Fits: KC-235PM KKC-15 KKC-20

PLANERS



13" PLANER WITH HELICAL CUTTERHEAD

KC-13HPC

- Powerful 15 Amp. motor with thermal overload protection
- Helical cutterhead with 26 cutter inserts
- Pre-set depth stops for repeat cuts at 1/8", 1/4", 1/2", 3/4", 1", 1-1/4", 1-1/2" and 1-3/4"



\$699.99

Replacement Helical cutter insert kit (10 pcs)

KW-204

Fits: KC-6HJC & KC-13HPC

\$79.99



15" PLANER

KC-385FX

- 3 HP motor
- 8" max planing thickness
- Includes cabinet stand, planing knives, knife setting gauge and 4" dust collector outlet



***\$1859.**

After \$40.00 mail-in rebate
Sale price \$1899.00 Taxes payable
on price before rebate

20" HEAVY-DUTY PLANER

KC-520C

- 3 HP (220V) motor
- 104-83 cuts per inch
- 2 speeds (16-20 FPM)
- 4 knife cutterhead
- 8" max. planing thickness



\$2699.

PLANERS with SPIRAL CUTTERHEAD

15" PLANER WITH SPIRAL CUTTERHEAD

KC-390FX

- Powerful 3 HP motor
- A spiral cutterhead makes 50% less noise than a conventional cutterhead
- Anti-kickback fingers in front of the infeed roller to prevent wood kickback
- Magnetic safety switch
- Comes complete with cabinet stand and 4" dust collector outlet



4 Row spiral
cutterhead with
64 replaceable
cutter inserts



\$2999.

20" PLANER WITH SPIRAL CUTTERHEAD

KC-525FX

- Powerful 3 HP 19 Amp 220V motor
- A spiral cutterhead makes 50% less noise than a conventional cutterhead
- Anti-kickback fingers in front of the infeed roller to prevent wood kickback
- Comes with 5" dust chute for dust collector hook-up



4 Row spiral
cutterhead with
92 replaceable
cutter inserts



\$4299.

24" INDUSTRIAL PLANER WITH SPIRAL CUTTERHEAD

KC-630FX-2 25.1/12.6 Amp. @ 220V-440V

KC-630FX-6 9.6 Amp. @ 600V

- Powerful 10 HP motor 50% quieter
- Variable speed control sets the feed speed
- Spiral cutterhead is driven by 3 V-belts
- Magnetic safety switch

Comes complete:

With 6" dust collector outlet, 1/4" air screwdriver, air regulator with pressure gauge, set of 5 replacement cutter inserts, 10 replacement cutter insert screws, 5 T20 Torx bits, 5 T20 Torx screwdrivers, 1 bar for Torx bits and hex. keys

6 Row spiral
cutterhead with
180 replaceable
cutter inserts



\$12999.



10 PC. CARBIDE CUTTER INSERT KITS

KW-140

- Carbide inserts cut on all 4 sides
- Cutter size: 14mm x 14mm x 2mm
- Fits: KC-75FX, KC-85FX, KC-125FX, KC-390FX



\$79.99

KW-104

- Carbide inserts cut on all 4 sides
- Cutter size: 15mm x 15mm x 2.5mm
- Fits: KC-525FX, KC-530FXR



\$79.99

EXTENDABLE & FLEXIBLE CONVEYOR ROLLER TABLE

KRRS-109

- Extends from 19" to 52"
- Raises from 24" to 45"
- 300 Lbs. max. capacity



\$259.99

FOLDING ROLLER STAND

KRS-102

- Stand height is adjustable from 27" to 44"
- 11-3/4" Roller width
- Folds flat for storage



\$22.99

3 in 1 FOLDING ROLLER STAND

KRS-108

- Easily change from a roller, omnidirectional or a flat support
- Stand height is adjustable from 27" to 44"
- 11-3/4" Roller width
- Folds flat for storage



\$29.99

PROFESSIONAL SCROLL SAWS EXCELSIOR

16" PROFESSIONAL SCROLL SAW XL-16

- Professional quality scroll saw with 1.3 Amp DC motor
- Variable speed (400-1400 strokes/min)
- Tool free blade change system with blade holders which accept standard 5" pinless blades
- Entire head tilts up to 30° to the left and up to 45° to the right for angled cuts
- Large 12" x 18-1/2" stationary table with built-in 2-1/2" dust chute for dust collector hook-up
- Comes with five 5" pinless blades, replacement blade tension lever kit and adjustment hex. key

\$699.



Built-in dust blower system

OPTIONAL

Pedal Switch

XL-100



\$39.99

21" PROFESSIONAL SCROLL SAW XL-21/100

- Professional quality scroll saw with 1.3 Amp DC motor
- Variable speed (400-1550 strokes/min)
- Tool free blade change system with blade holders which accept standard 5" pinless blades
- Entire head tilts up to 38° to the left and up to 45° to the right for angled cuts
- Large 13-1/2" x 23-1/2" stationary table with built-in 2-1/2" dust chute for dust collector hook-up
- Comes with five 5" pinless blades, foot switch, replacement blade tension lever kit and adjustment hex. key

\$999.

Comes standard with foot switch



Built-in dust blower system

OPTIONAL

STAND

SS-1621XL
For Models:
XL-16 &
XL-21/100



\$99.

30" PROFESSIONAL SCROLL SAW XL-30/100

- Professional quality scroll saw with 1.3 Amp DC motor
- Variable speed (400-1550 strokes/min)
- Tool free blade change system with blade holders which accept standard 5" pinless blades
- Entire head tilts up to 38° to the left and up to 45° to the right for angled cuts
- Large 14" x 32-1/2" stationary table with built-in 2-1/2" dust chute for dust collector hook-up
- Comes with five 5" pinless blades, foot switch, replacement blade tension lever kit and adjustment hex. key

\$1239.

Comes standard with foot switch



Built-in dust blower system

OPTIONAL

STAND

SS-30XL
For Model:
XL-30/100



\$99.

Router Table Kits

DELUXE ROUTER TABLE KIT XL-200C

Kit includes:

- XL-125- Router Lift
- XL-080- Router Table Fence
- XL-075- Cast-iron Table
- XL-130- Universal Dust Collection Kit
- XL-085- Floor Stand with Switch



\$1449.99



ROUTER TABLE KIT XL-200MEP

Kit includes:

- XL-080- Router Table Fence
- XL-049- MDF Table
- XL-114- Phenolic Router Insert Plate
- XL-085- Floor Stand with Switch



\$599.99



ACCESSORIES


4 PC. INSERT RING KITS

XL-074
Zero Clearance

XL-076
(1/4", 1/2",
1-3/8", 2-1/2")

\$69.99

\$69.99



ROUTER REDUCER COLLARS

XL-314
3-1/4"

XL-312
3-1/2"



\$19.99 **\$19.99**

32" x 24" MDF ROUTER TABLE

XL-049
• 11-3/4" x 9-1/4" table opening



\$199.99

32" x 24" CAST-IRON ROUTER TABLE

XL-075
• 11-3/4" x 9-1/4" table opening



\$499.99

PHENOLIC ROUTER INSERT PLATE

XL-114

- 11-3/4" x 9-1/4"



\$69.99

36" DELUXE ROUTER TABLE

XL-080
• 2-1/2" dust chute




\$229.99

UNIVERSAL DUST COLLECTION KIT

XL-130

- Access door, air vent, power cord clamp, 4" dust chute with 2-1/2" side inlet and dust hose



\$119.99

ROUTER LIFT WITH HEIGHT LOCK

XL-125

Heavy-duty construction with 11-3/4" x 9-1/4" anodized aluminum top plate



\$399.99

FLOOR STAND WITH SWITCH

XL-085

120V receptacle to connect outer power cord



\$299.99

1/2" HOLLOW CHISEL MORTISER WITH 4 PC. CHISEL SET

MA-1020

- Powerful 1/2 HP enclosed fan cooled ribbed body motor
- Gas head cylinder for smooth and controlled cuts
- Comes complete with 4 pc. 3/4" shank chisel and bit set (1/4", 5/16", 3/8" & 1/2"), 1/2" chuck and key, hold down and 4 hex. keys



\$339.99


13-SPINDLE LINE BORING MACHINE

KC-1300BM


- Powerful 1.5 HP 110V motor
- Designed for simultaneous multi-hole line boring or drilling, ideal for cabinet makers or shelving applications
- 13 spindles spaced 1-1/4" on centre, allowing drilling up to 13 evenly spaced holes
- Fully adjustable aluminum fence with work stops at each end to line up workpiece from the right or left to perform parallel boring patterns
- Indexing pins allow correct spindle alignment for resuming line boring operations in long workpieces



Adjustable height stop and depth stop



Adjustable fence work stops and extension work stops



STAND INCLUDED

\$2499.

BLUM® HINGE BORING HEAD ATTACHMENT

KW-162

- Blum style 45mm-9.5mm three-hole pattern
- 3 spindle heads (rotation-2 left/1 right)
- Can be used with or without the 8mm boring bits
- Comes with 35mm hinge bring bit, 8mm boring bits (1 left/1 right), link-bar and adjustment wrench



\$799.

Large
31-1/2" x 15-3/4"
melamine table top

5/8" HOLLOW CHISEL MORTISER WITH TILTING HEAD

MA-1050ST

- Powerful 3/4 HP
- Includes sleeve adaptors which accept 5/8" and 3/4" diameter chisel shanks
- Comes complete with mortising chisel and bit set (1/4", 5/16", 3/8" & 1/2"), 1/2" chuck and key, column mounted hold down, pair of 9 position table hold downs and quick release vise

OPTIONAL STAND

SS-1050ST



\$99.99

Head tilts from 0° to 30° to the right and left

SLIDING WORK TABLE



\$599.99

1" HOLLOW CHISEL MORTISER WITH TILTING HEAD

MA-1075ST

- Powerful 1 HP 110V/220V dual voltage motor
- 1/4" to 1" chisel and bit capacity
- Large longitudinal and transversal 19" x 12-1/2" sliding table prevents unnecessary repositioning and reclamping of the workpiece
- Gas head cylinder for smooth and controlled cuts
- Rack and pinion gears move entire head for maximum leverage and positive feed control
- Adjustable depth and height stops
- Accept 5/8" and 3/4" diameter chisel shanks
- Includes chisel adaptor bushings which accept 5/8" and 3/4" diameter chisel shanks
- Comes complete with mortising chisel and bit set (1/4", 3/8", 1/2" & 3/4"), chisel adaptor bushings, 1/2" chuck and key



Head tilts from 0° to 30° to the right and left for angle mortise cuts



\$1599.

OPTIONAL STAND

SS-1075ST

\$365.



Table height from floor becomes 32"

OSCILLATING SPINDLE SANDERS & ACCESSORIES

OSCILLATING SPINDLE SANDER

KC-OVS-TL

- Table can be tilted downwards up to a maximum of 45° to allow the sanding of beveled parts
- Comes standard with 3 spindles (1/4", 1/2" and 5/8") and 2 drums (1-1/2" and 2")

\$569.99



OPTIONAL STAND
SS-OVS-TL

\$89.99



SLEEVE KITS
6" x 3/8" to 5/8"
9" x 3/4" to 4"

Model	Sleeve Size	Grit	Units/Kits	Price
SL-525-80	5" x 1/4"	80	1	\$4.99
SL-525-120	5" x 1/4"	120	1	\$4.99
SL-638-80	6" x 3/8"	80	1	\$4.99
SL-638-120	6" x 3/8"	120	1	\$4.99
SL-612-80	6" x 1/2"	80	1	\$4.99
SL-612-120	6" x 1/2"	120	1	\$4.99
SL-658-80	6" x 5/8"	80	1	\$4.99
SL-658-120	6" x 5/8"	120	1	\$4.99
SL-934-80	9" x 3/4"	80	1	\$4.99
SL-934-120	9" x 3/4"	120	1	\$4.99
SL-910-80	9" x 1"	80	1	\$4.99
SL-910-120	9" x 1"	120	1	\$4.99
SL-915-80	9" x 1 1/2"	80	1	\$5.99
SL-915-120	9" x 1 1/2"	120	1	\$5.99
SL-920-80	9" x 2"	80	1	\$6.99
SL-920-120	9" x 2"	120	1	\$6.99
SL-930-80	9" x 3"	80	1	\$8.99
SL-930-120	9" x 3"	120	1	\$8.99
SL-940-80	9" x 4"	80	1	\$9.99
SL-940-120	9" x 4"	120	1	\$9.99

OSCILLATING SPINDLE SANDER

KC-OVS-FX3

- 1" to 4" rubber drums can be fitted on both ends for full use of the entire spindle
- 4" Dust chute for dust collector hook-up
- Heavy-duty oil bath gearbox with oil level sight gauge
- 10 interchangeable spindles (1/4" x 5", 3/8" x 6", 1/2" x 6", 5/8" x 6", 3/4" x 9", 1" x 9", 1 1/2" x 9", 2" x 9", 3" x 9" and 4" x 9")
- Includes 3 interchangeable table inserts and adjustment keys

\$1649.



24 1/4" x 24 1/4"
cast iron tilting table

BELT & DISC SANDERS & ACCESSORIES

6" x 48" BELT & 9" DISC SANDER

KC-760L

- Two 2-1/2" dust chutes with 2-1/2" to 4" adaptor for dust collector hook-up
- Comes complete with miter gauge, 2-1/2" to 4" dust chute adaptor and sturdy enclosed cabinet stand

\$469.99

1 HP Motor




9" STICK-ON ADHESIVE DISC KITS

Model	Disc size	Grit	Units/Kits	Price
SD-9-K-60	9"	60	3	\$6.99
SD-9-K-80	9"	80	3	\$6.99
SD-9-K-100	9"	100	3	\$6.99
SD-9-K-120	9"	120	3	\$6.99

6" x 48" SANDING BELT KITS

Model	Belt Size	Grit	Units/Kits	Price
SB-648-K-60	6" x 48"	60	2	\$9.99
SB-648-K-80	6" x 48"	80	2	\$9.99
SB-648-K-100	6" x 48"	100	2	\$9.99
SB-648-K-120	6" x 48"	120	2	\$9.99

OPTIONAL
DISC & BELT SAFETY
GUARD KIT
KW-788 **\$79.99**



OPTIONAL
VERTICAL & HORIZONTAL
BELT SAFETY GUARD KIT
KW-789 **\$79.99**



6" x 48" BELT & 12" DISC SANDERS

KC-790FX

\$1399.

KC-790FX-DC
WITH BUILT-IN DUST COLLECTOR
\$1599.

- Powerful 1.5 HP, 110V/220V motor
- 4" dust chute for dust collector hook-up [KC-790FX only]
- Comes with aluminum miter gauge, cast-iron work stop, T-slot centre point, enclosed stand and adjustment hex. keys



Dust Collector Bag
KDCB-790



\$39.99

6" x 48" BELT & 12" DISC SANDER

KC-788FX

- 1.5 HP belt drive motor
- Sturdy cabinet stand
- 2-4" Dust chutes
- Quick belt release lever
- Heavy duty cast iron tables
- Miter gauge

\$1149.

8" LOW SPEED BENCH GRINDER WITH LIGHT

KC-895LS

Comes complete with diamond wheel dressing tool, tool rests, eye shields, coarse 60 grit and fine 120 grit 8" x 1" white aluminum oxide grinding wheels



\$129.99

12" DISC SANDER WITH BRAKE

KC-12S

- Aluminum table tilts to allow angle sanding up to 45°
- Comes with adhesive 12" sanding disc and miter gauge

Integral 2" dust port

Powerful 1/2 HP motor



\$199.99

Manual brake quickly stops sanding disc

1" x 42" BELT & 8" DISC SANDER

KC-703C

- Solid cast-iron tables with miter slots tilt from 0°-45°
- Comes with sanding belt, adhesive sanding disc, miter gauge and adjustment hex. keys



\$269.99

Powerful 1/2 HP, 5.8 Amp induction motor




DRUM SANDERS & ACCESSORIES

16" OPEN DRUM SANDER

KC-1632DS

- 10 Amp. motor
- Drum speed: 1,720 RPM
- 2 1/2" dust chute
- Conveyor belt tracking is easy to adjust
- Easy clamping sanding belt loading system
- A metric and imperial depth scale is provided for thickness adjustment

\$1199.



Stand Included

ABRASIVE CLEANER

KW-043

1 1/2" x 1 1/2" x 8 1/2"

\$15.99

DUAL DRUM SANDER

KC-26DS

- 3 HP (220V) motor
- 2 speeds (3-20 SFPM)
- Twin 4" dust chutes
- Magnetic safety switch
- Variable feed speed

\$2999.

5" x 120" SANDING BELT

Model	Belt Size	Grit	Unit	Price
SB-5120-80	5" x 120"	80	1	\$19.99
SB-5120-120	5" x 120"	120	1	\$19.99
SB-5120-150	5" x 120"	150	1	\$19.99
SB-5120-180	5" x 120"	180	1	\$19.99



26" x 12" Thickness Capacity

Two 5" aluminum sanding drums are precision balanced and driven by 2 V-belts

OSCILLATING EDGE SANDERS & ACCESSORIES

6" x 89" OSCILLATING EDGE SANDER

KC-689-OSC-7

- Sturdy cabinet stand
- 4" Dust chute
- Quick belt release lever
- Comes with miter gauge, table guide and end table

6" x 89" SANDING BELTS

Model	Belt Size	Grit	Unit	Price
SB-689-60	6" x 89"	60	1	\$19.99
SB-689-80	6" x 89"	80	1	\$19.99
SB-689-100	6" x 89"	100	1	\$19.99
SB-689-120	6" x 89"	120	1	\$19.99



\$1349.

6" x 108" EDGE SANDER

CT-108C

- 2 HP motor
- Table size: Front 37" x 7 3/4", Side 19" x 12"
- Fully tilting front table
- 4" Dust chute
- Magnetic safety switch

6" x 108" SANDING BELTS

Model	Belt Size	Grit	Unit	Price
SB-6108-60	6" x 108"	60	1	\$19.99
SB-6108-80	6" x 108"	80	1	\$19.99
SB-6108-100	6" x 108"	100	1	\$19.99
SB-6108-120	6" x 108"	120	1	\$19.99



\$2299.

6" x 108" OSCILLATING EDGE SANDER

KC-108-OSC

- Powerful 2 HP motor
- Oscillating sanding belt
- Balanced 7" rubber drive wheel and 3" crown idler wheel provide uniform belt tracking
- End table allows curved sanding operations
- 4" Dust chute for dust collector hook-up
- Magnetic safety switch



Easy and convenient belt tension and tracking adjustment



\$2599.

DUST COLLECTION SEPARATOR with ELBOW

K-1056/
K-1017

To maximize the cyclonic air flow in the drum

\$39.99

4" ALUMINUM BLAST GATE

K-1142

\$18.99

4" BLAST GATE

K-1007

\$8.99

4" T-FITTING

K-1013

\$8.99

4" Y-FITTING

K-1015

\$8.99

4" ELBOW

K-1017

\$8.99

4" SPLICE

K-1019

\$8.99

1 1/2"-6" UNIVERSAL ADAPTOR

K-1039

\$8.99

4" & 5" WIRE HOSE CLAMPS

4"-K-1317

5"-K-1318

\$1.99

CLEAR FLEXIBLE COLLAPSIBLE PVC HOSE

4"-K-1033-50

\$3.39 Lin. Ft.

PVC HOSE

K-1034-50

4" Lin. Ft.

\$2.99

\$4.69 Lin. Ft.

4" X 10 FT. DUST COLLECTION HOSE KIT

K-1054

KIT Includes:

- 4" X 10 ft. Wood Dust Collection Hose
- 4" Universal Dust Hood
- 2 x 4" Wire Hose Clamps

\$29.99

4" DUST COLLECTION HOOK-UP SYSTEM

27 PC

KW-270

27 pc Kit includes;

- 4 pc 4" x 36" Clear tubes
- 1 pc 4" x 7" Clear tube
- 2 pc 4" 45 degree elbows
- 2 pc 4" 90 degree elbows
- 7 pc 4" adaptor fittings
- 2 pc 4" Blast gates
- 1 pc 4" Y-fitting

\$149.99

• 8 pc retaining

Brackets

(including 16

screws and

16 wall plugs)

1 MICRON FELT UPPER BAGS

KDCB-3108T-1 MIC

Fits: KC-3108C

\$39.99 ea.

CLOTH BOTTOM DUST BAG

KDCB-3105B

Fits KC-3105C

\$29.99

SEE THROUGH PLASTIC BOTTOM DUST BAG

KDCB-5

5 BAGS PER BOX

\$19.99

DUST COLLECTORS & ACCESSORIES

600 CFM

KC-1105C

- 1 HP motor
- Heavy duty bag
- Comes complete with 10' hose, dust hood, dust hood support and wheel castors for portability



\$259.99

1200 CFM

KC-3105C

- 1200 CFM air suction capacity
- Improved metal impellers for maximum air flow performance
- Comes with wheel castors for portability



\$459.99

1200 CFM

KC-3109C

- 2 HP (220V) motor
- Improved metal impellers for maximum air flow performance
- Comes with wheel castors for portability



\$525.

REMOTE POWER CONTROL SYSTEMS

- 120° Infrared ray receiving angle
- Includes mounting hardware and 2 AAA batteries

99 Minute Timer



(110V)

RC-110

\$99.99



(220V)

RC-220

\$99.99

3980 CFM

KC-5043FX-2 5 HP (220V)

KC-5043FX-6 5 HP (600V)

- Improved metal impellers are precision balanced and designed for maximum air flow performance
- 4" diameter dust ports accept accessory hoses for attaching up to 4 machines
- Comes with wheel castors for portability

2280 CFM

KC-4045C

- 3 HP (220V) motor
- Improved metal impellers are precision balanced and designed for maximum air flow performance
- 4" diameter dust ports accept accessory hoses for attaching up to 3 machines
- Comes with wheel castors for portability



\$799.



Dust bag comes with see-through window

\$2099.

TOTAL HEIGHT 11 FT.



CYCLONE DUST COLLECTORS & ACCESSORIES

KC-6150C

- Max. air suction capacity: 1,050 CFM
- Noise level reading at 36": 75 Db
- Static pressure (inch of water): 8.5
- Steel drum capacity: 18 Gallons
- Dust port opening: 2 x 4" / 1 x 6"
- Manual crank handle for easy cleaning

INCLUDED
Remote control with timer

1.5 HP (110V)



\$1299.

KC-6200C

- Max. air suction capacity: 1,450 CFM
- Noise level reading at 36": 76 Db
- Static pressure (inch of water): 10.5
- Steel drum capacity: 28 Gallons
- Dust port opening: 2 x 4" / 1 x 6"
- Manual crank handle for easy cleaning

2 HP (220V)



\$1749.

INCLUDED
Remote control with timer

KC-6300C

- Max. air suction capacity: 2,111 CFM
- Noise level reading at 36": 78 Db
- Static pressure (inch of water): 11.2
- Steel drum capacity: 60 Gallons
- Dust port opening: 3 x 4" / 1 x 8"
- Manual crank handle for easy cleaning

INCLUDED
Remote control with timer

3 HP (220V)



\$2399.

OPTIONAL

6pc. heavy-duty bags kit

KDCB-61 (Fits: KC-6150C) **\$19.99**

KDCB-62 (Fits: KC-6200C) **\$19.99**

KDCB-63 (Fits: KC-6300C) **\$29.99**

5 drum bags in canister filter bag



3 SPEED AIR CLEANERS

WITH REMOTE CONTROLS

KAC-410

- .9 Amp. motor
- Air capacity of 410 CFM
- 2 stage filtration, one disposable electrostatic 5 microns outer filter and 1 micron inner two pocket filter



COMES WITH 3-SPEED REMOTE CONTROL



\$229.99

KAC-1050

- 3 Amp. motor
- Air suction capacity of 556, 702, 1050 CFM
- 2 stage filtration, one disposable electrostatic 5 microns outer filter and 1 micron inner three pocket filter



COMES WITH 3-SPEED REMOTE CONTROL



\$399.99

KAC-1400

- 3 Amp. motor
- Air suction capacity of 950, 1085, 1400 CFM
- 2 stage filtration, one disposable electrostatic 5 microns outer filter and 1 micron inner three pocket filter



COMES WITH 3-SPEED REMOTE CONTROL



\$519.99



DUST COLLECTORS WITH 1 MICRON CANISTER FILTERS

1200 CFM DUST COLLECTOR WITH CANISTER FILTER

KC-3105C/KDCF-3500

- Noise level reading at 36": 66-77 Db
- Static pressure (inch of water): 9.5
- Dust port opening: 2 x 4" / 1 x 6"



\$649.99

1200 CFM DUST COLLECTOR WITH CANISTER FILTER

KC-3109C/KDCF-3500

- Noise level reading at 36": 66-77 Db
- Static pressure (inch of water): 9.5
- Dust port opening: 2 x 4" / 1 x 6"



\$729.

2280 CFM DUST COLLECTOR WITH CANISTER FILTER

KC-4045C/KDCF-3500

- Noise level reading at 36": 75-85 Db
- Static pressure (inch of water): 11.8
- Dust port opening: 3 x 4" / 1 x 8"



\$1199.99

WOOD LATHES & ACCESSORIES



10" x 16" WOOD LATHE

KWL-1016C

- All precision-machined cast-iron bedway
- 6 speeds (480, 1270, 1960, 2730, 3327, 4023) RPM
- Complete with MT#2 live center, MT#2 spur center, 3" faceplate, steel knock-out bar, hex. keys and safety glasses



1/2 HP motor

\$399.99

12" x 18" VARIABLE SPEED WOOD LATHE

\$599.99 KWL-1218VS

Variable speed from 450-3,800 RPM

1 HP high performance DC motor

- Reliable single board computer microprocessor for precise control
- Comes complete with 3" faceplate, 6" & 12" tool rests with 5/8" post diameter, MT#2 spur center and MT#2 heavy-duty live center, safety goggles, knock-out rod, tool storage rack, screwdriver and 4 hex. keys



FORWARD & REVERSE FUNCTION

OPTIONAL BED EXTENSION EXT-1016

Increases the spindle turning capacity to 38"



\$99.99

OPTIONAL BED EXTENSION EXT-1218VS

Bed extension increases the spindle turning capacity to 44"



\$109.99

NOVA G3 WOOD LATHE CHUCK ANNIVERSARY BUNDLE

48260

- 3-3/8" 4 jaw chuck
- 1" x 8 TPI
- 20, 50 & 100mm and Mini Cole jaw sets
- No chuck insert required

Fits: KWL-1016C, KWL-1218VS, KWL-1443VS

nova G3 ANNIVERSARY BUNDLE BUNDLE D'ANNIVERSAIRE



\$229.99

UNIVERSAL STAND & EXTENSION FOR WOOD LATHES

SS-KWL-100

- Leveling feet for stability on uneven floors
- Made of sturdy tubular steel
- Adjustable upper supports with 1" increments

Stand only Fits:

KWL-1016C, KWL-1218VS

\$159.99



SS-KWL-100 shown here with KWL-1016C installed.

SS-EXT-101

- Leveling feet for stability on uneven floors
- Made of sturdy tubular steel
- Adjustable upper supports with 1" increments
- **Optional stand extension** (mod. SS-EXT-101) provides support for wood lathes fitted with bed extensions

Extension only Fits:

KWL-1016C, KWL-1218VS

\$79.99



SS-KWL-100 & SS-EXT-101 shown here with KWL-1218VS and EXT-1218VS installed.

14" X 43" VARIABLE SPEED WOOD LATHE WITH DIGITAL READOUT

KWL-1443VS



Pivoting headstock turns 180° and locks into position for outboard turning



- Spindle tachometer with digital readout
- Variable speed from 600 - 2,400 RPM
- Pivoting headstock turns 180°
- Quick release headstock, tailstock and tool rest assembly for easy adjustments
- Comes complete with 6" face plate, 12" tool rest with offset and base, MT#2 headstock and tailstock centres and a adjustment wrenches

\$899.99

WOOD LATHE SAFETY GUARD

KWL-160G

\$299.



16" x 43" WOOD LATHE WITH ELECTRONIC VARIABLE SPEED

KWL-1643ABC

- Powerful 2 HP, 220V, 3 phase motor with 110V, single phase input power converter
- Electronic inverter controls the variable speed range from 45 - 3,750 RPM
- Headstock swivels 360° with positive stops at 45°, 36 x 10° indexing positions
- Comes complete with 6" face plate, 14" tool rest with offset and base, MT#2 headstock spur and tailstock live centres, knock out bar and adjustment wrenches

\$2999.

4 JAW / 4" WOOD LATHE CHUCK

KWL-100

Fits models KWL-1016C, KWL-1218VS & KWL-1443VS
1" x 8 FPP



\$125.

1-1/4" x 8 TPI WOOD LATHE CHUCK ADAPTOR

KWL-200

Adapts to 1" x 8 TPI wood lathe chuck
Fits models KWL-1643ABC



\$29.99

8 PC. WOOD LATHE CHISEL SET

KPRO-08

- Long 10" hard wood handles
- Comes in a wood box



\$69.99

12" DOVETAIL JIG

K-2796

- Handles materials from 5/16" to 1 1/4" thick, and widths up to 12"
- Unit includes 1/2" aluminum template



\$99.99

MAGNETIC SWITCHES

Comes with twist lock emergency stop button

Comes with 2 wire clamps, 1 padlock and 2 spare keys

KMAG-110-811	110V (8-11 Amp.)
KMAG-110-1114	110V (11-14 Amp.)
KMAG-110-1417	110V (14-17 Amp.)
KMAG-220-811	220V (8-11 Amp.)
KMAG-220-1114	220V (11-14 Amp.)
KMAG-220-1417	220V (14-17 Amp.)
KMAG-220-1721	220V (17-21 Amp.)



\$89.99 ea.

50 FT. 5/SAMSUNG™ LED STRING LIGHT

K-5018-5LED

- Temporary string lighting with 5 high intensity Samsung™ brand LED lights in 10 foot increments
- 50 foot 18 AWG /3 conductor grounded SJT power cord
- 2500 Lumens
- 75 linear feet of coverage at 10 feet in height
- Waterproof to IP44 standards



\$99.99

5 LAMP STRING LIGHT WITH METAL CAGES

K-5012-5LST

- 5 molded light sockets in 10 foot increments
- Heavy-duty 12 AWG /3 conductor grounded SJTW cord
- Comes with linkable molded 15A male and female ends and metal lamp cages



\$85.99

LED DUAL-HEAD WORK LIGHTS

WORK LIGHTS

- Quick release latch
- For indoor and outdoor use in dry locations



\$209.99

\$129.99

LED WORK LIGHTS

Cordless 20W Work light emits 2200 lumens

\$69.99

KC-2202LED-C

Comes with magnetic base

Cordless 10W Work light emits 1200 lumens

\$49.99

KC-1202LED-C

10W Work light emits 1200 lumens

\$29.99

KC-1201LED

20W Work light emits 2400 lumens

\$49.99

KC-2401LED

INFRARED DIGITAL THERMOMETER WITH LASER POINTER

K-550 **\$39.99**

30W Work light emits 3600 lumens

\$84.99

KC-3601LED

30 PC VARIABLE SPEED OSCILLATING MULTI-TOOL KIT & ACCESSORIES

- High frequency oscillating action without kickback
- Each kit includes a sanding back-up pad with hook and loop backing, 24 sanding papers (60, 80 and 120 grit) with hook and loop backing, 35mm Tru-cut narrow offset saw blade, 52mm rigid offset scraper blade, hex. key, and sturdy carrying case

8349QR



Tool-less quick release system

\$54.99

NEW

KW-4801 \$12.99	KW-4802 \$13.99	KW-4803 \$17.99	KW-4804 \$17.99	KW-4805 \$17.99	KW-4806 \$17.99
KW-4808 \$6.99	KW-4810 \$6.99	KW-4811 \$6.99	KW-4812 \$6.99	KW-4813 \$6.99	KW-4815 \$6.99
KW-4816 \$6.99	KW-4817 \$6.99	KW-4818 \$11.99	KW-4819 \$6.99	KW-4820 \$11.99	KW-4821 \$11.99

18" ROLLING TOTE TOOL BAG

KC-18RTB

- 600 Denier water-resistant material for all weather use
- 18 storage pockets and 2 rear mounted measuring tape loops
- Heavy-duty wheels and telescopic handle for easy transportation

89.99



ALL WEATHER HEAVY-DUTY SINGLE-TAP EXTENSION CORDS 12/3

Model	Length	AWG	Color	\$
K-2512-1T-YE	25'	12/3	YELLOW	23.99
K-2512-1T-RD	25'	12/3	RED	23.99
K-2512-1T-OR	25'	12/3	ORANGE	23.99
• 15A 125V, 1675W For indoor and outdoor use				
• Ultra flexible / High visibility colors / Lighted ends				
K-5012-1T-YE	50'	12/3	YELLOW	44.99
K-5012-1T-RD	50'	12/3	RED	44.99
K-5012-1T-OR	50'	12/3	ORANGE	44.99
K-5012-1T-GN	50'	12/3	GREEN	44.99
2" TRIPLE-TAP EXTENSION CORD				
K-212-3T-RD	2'	12/3	RED	9.99

PORTABLE VARIABLE SPEED METAL CUTTING BANDSAW

KC-8377

- Variable speed dial for 0-420 SFPM
- Cutting capacity of 5" x 5"
- Blade tension lever for quick adjustments
- Comes with standard 44-7/8" x 1/2" x 0.025" 14 TPI metal cutting blade

\$219.99

Optional Miter Stand turns this Bandsaw into a Cut-off Saw SS-8377



\$79.99

H.S.S. BLADES

Model	Length	Width	TPI	Thickness	Price
KBB-8376-BM-1014	44 7/8"	1 1/2"	10-14	.020"	\$17.99
KBB-8376-BM-1418	44 7/8"	1"	14-18	.020"	\$17.99

BISCUIT JOINER KIT

KC-8306

- Motor: 7 Amp, 10,800 RPM
- Robust fence with 0 to 90° and 90° to 135° tilt adjustments with positive stops at 45° & 90°
- 45° location notch allows indexing off the outside of a mitered joint
- Kit includes biscuit joiner with 4" carbide tipped blade, dust bag, hex. key and plastic carrying case



\$119.99

1/2" DRILLING & MIXING KIT

KC-8316

- 0 - 600 RPM - 9 Amp. motor
- Variable speed trigger with lock-on button
- Double gear reduction for added torque
- Rear D-handle rotates 360°
- Comes with 1/2" chuck, 3 galvanized mixing paddles (10mm hex. shank), wrench and sturdy carrying case



\$119.99

JAMB & UNDERCUT SAW

KC-8363

- The height of cut is adjustable from flush to 1" above the floor with 1/8" graduated scale
- The depth of cut is adjustable to suit a variety of material thicknesses from 0 - 1-1/4" with an adjustable fence
- Comes with a 40 tooth carbide tipped blade



\$199.99

WET-DRY VACUUMS

8530LP

- Double filtration system
- Tank water drain
- Power cord wrap for 12 ft. power cord
- Comes complete with 6 ft. x 1-1/4" hose, 2 pc. plastic extension wand, 30L dust bag, cartridge filter, foam filter, reusable filter, 10" floor sweep and crevice tool

\$79.99

5 PEAK HP 8 30 LITERS GALLON US

8540LST

- Double filtration system
- Tank water drain
- Power cord wrap for 12 ft. power cord
- Comes complete with 6 ft. x 1-1/4" hose, 2 pc. extension wand, 40L dust bag, cartridge filter, foam filter, reusable filter, 10" floor sweep and crevice tool

\$149.99

5 PEAK HP 10 40 LITERS GALLON US

8560LST

- Double filtration system
- Tank water drain
- 18 ft. power cord with convenient power cord wrap posts
- Comes complete with 8 ft. x 2-1/2" flex hose, 2 pc. 2-1/2" extension wand, contoured handle with air control, cartridge filter, foam filter, 14" floor sweep with squeegee insert, gulper tool, crevice tool and hanging accessory storage bag

\$249.99

6.5 PEAK HP 16 60 LITERS GALLON US

HEPA CARTRIDGE FILTERS

KVAC-1145

Fits: 8520LP, 8530LP, 8531LPB, 8540LST

\$29.99

KVAC-1150

Fits: 8560LST

\$29.99

Replacement Carbide Blade

KW-098



\$29.99

DRYWALL AND PANEL LIFT

KDL-11

- Hangs drywall in sizes up to 4 ft. x 16 ft. on any ceiling or wall up to 11 ft. high
- Tripod foot brake keeps drywall lift in position during use
- Easy to assemble and disassemble, can be placed in car trunk



\$179.99

ULTRA-QUIET OIL-FREE AIR COMPRESSOR

KC-1410A

- Only 60 decibels
- Durable oil-free pump with minimal maintenance
- 1.8 CFM @ 40 PSI, 1.2 CFM @ 90 PSI
- 125 PSI maximum tank pressure
- ASME safety valve
- 1/4" universal "one touch" quick connect coupler



\$179.99

ULTRA-QUIET OIL-FREE AIR COMPRESSOR

KC-4620A

- 3.80 CFM @ 40 PSI
- 2.35 CFM @ 90 PSI
- Extra long pump life of over 3000 hours
- 120 PSI maximum tank pressure
- ASME safety valve

2 HP (PEAK) (60 Decibels)

**4.6 GALLON
(2 X 2.3)**



\$299.99

5.5 PEAK HP 20 GALLON AIR COMPRESSOR

KC-2051H1

- 150 PSI max pressure
- 7.6 CFM @ 40 PSI
- 6.0 CFM @ 90 PSI
- ASME registered tank
- ASME safety valve

**2 cylinder cast iron
single stage oil
lubricated pump**



\$699.

6.5 HP GAS WHEELBARROW AIR COMPRESSOR

KC-6510G1

- 150 PSI max pressure
- 14.1 CFM @ 40 PSI
- 11.2 CFM @ 100 PSI

**10 GALLON
TWIN TANKS
(2X5 GALLONS)**



\$799.99

TIRE INFLATION GUN WITH PRESSURE GAUGE

K-1630

- 15" flexible rubber hose with lever style chuck, rubber protected 2-1/2" diameter pressure gauge (pressure range of 10-170 PSI) and a quick connect 1/4" NPT air inlet

\$19.99



STATIONARY 6.5 PEAK HP 60 GALLON AIR COMPRESSOR

KC-6160V1

- 150 PSI max pressure
- 13.4 CFM @ 40 PSI
- 11.2 CFM @ 90 PSI
- High efficiency reed valves

**2 cylinder cast iron
single stage oil
lubricated pump**



\$799.

HIGH OUTPUT 6.5 PEAK HP 60 GALLON AIR COMPRESSOR

KC-5160V1

- 150 PSI max pressure
- 22.6 CFM @ 40 PSI
- 18.5 CFM @ 100 PSI
- High efficiency reed valves

**3 cylinder cast iron
single stage oil
lubricated pump**



\$1299.

5.5 PEAK HP 24 GALLON AIR COMPRESSOR

KC-3124V1

- 150 PSI max pressure
- 7.6 CFM @ 40 PSI
- 6.0 CFM @ 90 PSI
- ASME safety valve

**2 cylinder cast iron
single stage oil
lubricated pump**



\$749.

COMPRESSOR
OIL BOTTLE
KW-077
(850ml)

\$7.99



HIGH OUTPUT 7.5 PEAK HP 80 GALLON AIR COMPRESSOR

KC-7180V1-MS

- High output 30 CFM @ 100 PSI
- 150 PSI max pressure
- 43 CFM @ 40 PSI
- 30 CFM @ 100 PSI
- Heavy-duty 1/2" ball valve and easy to read tank pressure gauge

**2 cylinder cast iron
single stage oil
lubricated pump**



\$2999.

Comes
with
magnetic
starter

ARCTIC FLEX

RETRACTABLE AIR HOSE REEL WITH HYBRID POLYMER AIR HOSE



**K-5038FRL
50 ft. x 3/8"**
• All-Weather
Flexibility
(-40°C to 65°C)
• Comes with
wall mounting

\$99.99

MANUAL AIR HOSE REEL WITH HYBRID POLYMER AIR HOSE



**K-10014FRL
100 ft. x 1/4"**
• All-Weather
Flexibility
(-40°C to 65°C)
• 360° swivel
base

\$99.99

(-40°C
to
65°C)



HYBRID POLYMER INDUSTRIAL AIR HOSES

300 PSI MAXIMUM PRESSURE

HYBRID POLYMER
INDUSTRIAL AIR HOSES

K2514H	25' x 1/4"	\$19.99
K2538H	25' x 3/8"	\$26.99
K5014H	50' x 1/4"	\$29.99
K5038H	50' x 3/8"	\$39.99
K10014H	100' x 1/4"	\$49.99
K10038H	100' x 3/8"	\$59.99

PREMIUM HYBRID POLYMER GARDEN HOSES

**150 PSI (Working)
450 PSI (Burst)**



**K-5058GH
5/8" x 50 ft.
\$39.99**
**K-10058GH
5/8" x 100 ft.
\$69.99**

Extreme All-Weather Flexibility Kink resistant

NAILERS & STAPLERS

21 GA. X 1/2" CROWN UPHOLSTERY STAPLER KIT

- 8121S
 • 1/4" to 5/8" Staple range
 • Comes with 1/4" air inlet, oiler, hex. keys, & sturdy carrying case

\$59.99



18 GA. X 1" NARROW CROWN STAPLER KIT

- 8101S
 • 3/8" to 1" Staple range
 • Comes with 1/4" air inlet, oiler, hex. keys, & sturdy carrying case

\$49.99



16 GA. X 2" MEDIUM CROWN STAPLER KIT

- 8216S-2
 • 3/4" to 2" Staple range
 • Comes with 1/4" air inlet, oiler, hex. keys, & sturdy carrying case

\$99.99



2-1/2" X 16 GA. BRAD NAILER KIT

- 8225NL
 • 3/4" to 2 1/2" Nail range
 • Comes with 1/4" air inlet, oiler, hex. keys, & sturdy carrying case



\$99.99

23 GA. X 1 3/8" HEADLESS PIN NAILER KIT

- 8223PN
 • 1/2" to 1-3/8" Pin range
 • Comes with 1/4" Air inlet, 2 removable non-marring tips, oiler, hex. keys and sturdy carrying case

\$49.99



23 GA. X 2" HEADLESS PIN NAILER KIT

- 8251PN
 • 1/2" to 2" Pin nail range
 • Comes with 1/4" Air inlet, 2 removable non-marring tips, oiler, hex. keys and sturdy carrying case

\$99.99



18 GA. X 2" BRAD NAILER KIT

- 8201N
 • 3/4" to 2" Nail range
 • Comes with 1/4" air inlet, oiler, hex. keys, & sturdy carrying case

\$49.99



18 GA. NAILER/STAPLER KIT

- 8210NS
 • 18 Ga. x 1/4" (3/8" to 1 5/8") stapler
 • 18 Ga. (3/4" to 2") nailer
 • Comes with 1/4" air inlet, oiler, hex. keys and sturdy carrying case

2 in 1
\$59.99



CLIPPED HEAD FRAMING NAILER

- 8228N
 Shoots standard
 2 3/16" - 3 9/16",
 28° - 30° nails

28° - 30°



- 8234N
 Shoots standard
 2 3/16" - 3 9/16",
 34° nails

34°



\$125. ea.

COIL ROOFING NAILER KIT

- 8245RN
 • 7/8" to 1 3/4" (11 Ga.)
 • Comes with 1/4" air inlet, debris shield, safety glasses, oiler, hex. keys and sturdy carrying case



\$145.

2" FLOORING STAPLER/CLEAT NAILER KIT

- 8260FSN-2
 • 1" to 2" Staple range
 • 1 1/2" to 2" Cleat nail range
 • Comes with mallet, 1/4" air inlet, safety glasses, oiler, hex. keys & sturdy carrying

2 in 1



HOT DEAL!
\$165.

5 PEAK HP AIR COMPRESSOR

- 8498
 • Durable oil lubricated pump
 • 7.4 SCFM @ 40 PSI
 • 5.7 SCFM @ 90 PSI
 • Air Pressure Regulator and easy to read Pressure Gauges

20
Gallon
tank



\$299.99



15" DRILL PRESS with DUAL LASER GUIDE SYSTEM

- KC-117FN
- 7.5 Amp. motor
 - Spindle taper MT #2
 - 16 speed (220-3600 spindle RPM)
 - 3-1/8" stroke
 - 5/8" chuck

\$525.

17" DRILL PRESS

- KC-118FC
- 12.5 Amp. motor
 - 16 speeds (240-3400 RPM)
 - 17" swing
 - 3 1/4" stroke
 - 5/8" chuck

\$625.

17" DRILL PRESS with SAFETY GUARD & LIMIT SWITCH

- KC-118FC-(LS)
- 12.5 Amp. motor
 - 16 speeds (240-3400 RPM)
 - 17" swing
 - 3 1/4" stroke
 - 5/8" chuck

\$725.

LONG STROKE

17" LONG STROKE DRILL PRESS with SAFETY GUARD

- KC-119FC-LS
- Motor: 12.5 Amp. @ 110V, 6.25 amp. @ 220V,
 - 12 speeds (255-2750 RPM)
 - 16 15/16" swing
 - 6" stroke
 - 3/4" chuck

\$999.

22" DRILL PRESS

- KC-122FC
- 12.5 Amp. motor
 - 1 1/4" capacity
 - Spindle taper MT #4
 - 12 speeds (180-4200 RPM)
 - 4 3/4" stroke
 - 3/4" chuck

\$1049.

22" DRILL PRESS with SAFETY GUARD & LIMIT SWITCH

- KC-122FC-(LS)
- 12.5 Amp. motor
 - 1 1/4" capacity
 - Spindle taper MT #4
 - 12 speeds (180-4200 RPM)
 - 4 3/4" stroke
 - 3/4" chuck

\$1149.

Wood Mortising ATTACHMENTS

MA-511

- Kit comes with chisel holder, holddown arms, holddown bracket, fence, ring bushing adaptors, 4 pc. 1/2" shank mortising chisels & bits and carrying case

\$99.99



Drill Press VISES

KPV-3 3" **\$15.99**

KPV-4 4" **\$19.99**

KPV-5 5" **\$29.99**

KPV-6 6" **\$39.99**



Cross slide VISES

Makes lateral or longitudinal adjustments simple

KCV-4N 4" **\$59.99**

KCV-5N 5" **\$79.99**

KCV-6N 6" **\$99.99**



15" VARIABLE SPEED INDUSTRIAL DRILL PRESS

KC-30HS-VS

- Motor: 14 Amp. @ 115V, 7 Amp. @ 230V
- 5/8" capacity
- Spindle taper JT#3
- Variable speeds (400 - 5,000 RPM)
- 6" stroke
- 5/8" chuck

\$2299.

We reserve the right to limit quantities. We reserve the right to correct any typographical and pictorial errors without notice. Articles may vary from illustration shown. Some retailers may not stock all products due to space restrictions and product availability.